

AFRICAN UNION

الاتحاد الأفريقي



UNION AFRICAINE

UNIÃO AFRICANA

## REGIONAL SEMINAR ON INTERNATIONAL TRADESTATISTICS

**12-16 May 2014**

**Mr. KUTOATI Adjewoda Koami**

**Database Administrator**



# OUTLINES



## Introduction

I. The role of National Data Correspondant (NDC)

II. The questionnaire for data collection

III. Data quality issues

IV. Challenges areas

## Conclusion and Recommendations



# INTRODUCTION



Panafricanism  
Renaissance  
**Panafricanism & African Renaissance**

## DEPARTMENT OF ECONOMIC AFFAIRS

*(Four Divisions of the Department)*

### *Economic Integration & Regional Cooperation Division*

- Ensure implementation of the Abuja treaty
- Implementation of the Minimum Integration Program
- Coordination and Harmonization of activities of the Regional Economic Communities (RECs)

### *Economic Policies and Research Division*

- African Monetary Fund (Yaoundé, Cameroon)
- African Investment Bank (Tripoli, Libya)
- African Central Bank (Abuja, Nigeria)
- Pan-African Stock Exchange

### *Private Sector Development, Investment & Resource Mobilization Division*

- Annually Organization of the African Union Private Sector Forum
- Creation Pan-African investment standards
- Implementation of the Pan-African Action Plan on Microfinance
- Identification et dissemination of best Practices

### *Key Partners*

- Paris 21, Eurostat
- UNDP, AfDB, ECA, IDEP, BADEA, ILO, ACBF
- European Union, China, India

### *Statistics Division*

- Implementation of the African Charter on Statistics
- Implementation of the Strategy for the Harmonization of Statistics in Africa (SHaSA)
- Creation in Tunis (Tunisia) of Pan-African Statistical Institute (Equivalent of EUROSTAT)
- Creation in Yamoussoukro (Côte d'Ivoire) of Pan-African School of Statistics



# I. THE ROLE OF NDC



- ❑ Since 2009, NBS nominated NDC. They are statisticians, they have experience on National Statistical System (external trade statistics).
- ❑ NDCs complete involvement is **crucial** to enhance the quality of AUC, AfDB and UNECA common database and Statistical Yearbook series:
  - NDCs have to collect only data produced by the **NSS** and **all its components**;
  - NDCs must **check the data quality** before sending information to continental/regional (RECs)/international organisations;





# I. THE ROLE OF NDC (CONT'.)



- NDCs collect data through a **common and harmonized questionnaire** with a particular attention to the **sources and definitions** of data collected; finally
- NDCs must send data collected **within reasonable time period**

Strategic theme 1: To produce quality statistics in Africa  
Strategic objective 1: To expand the statistical information base

Is it specified in your NDCs to conduct surveys or censuses, Conduct of the survey or census 1/ Yes 2/ No  
If yes, please specify the frequency and sources of funding?

Periodicity 1/ Monthly 2/ Quarterly 3/ Semester 4/ Annually 5/ Every two years 6/ Every five years 7/ Every ten years 8/ Other  
Source of funding 1/ National Budget 2/ Own funds 3/ Development partners 4/ Other

Census/Survey	Conduct survey or census	Periodicity	Source of funding	Year or period of the last survey or census	Year or period of the next survey or census
Population and housing Censuses	<input type="checkbox"/>	<input type="checkbox"/>	<input type="checkbox"/>		
Economic Census	<input type="checkbox"/>	<input type="checkbox"/>	<input type="checkbox"/>		
Agriculture Census	<input type="checkbox"/>	<input type="checkbox"/>	<input type="checkbox"/>		
Demographic and Health Surveys (DHS)	<input type="checkbox"/>	<input type="checkbox"/>	<input type="checkbox"/>		
Agriculture Surveys	<input type="checkbox"/>	<input type="checkbox"/>	<input type="checkbox"/>		
Economic Surveys	<input type="checkbox"/>	<input type="checkbox"/>	<input type="checkbox"/>		
Agriculture Surveys	<input type="checkbox"/>	<input type="checkbox"/>	<input type="checkbox"/>		
Labour Force surveys	<input type="checkbox"/>	<input type="checkbox"/>	<input type="checkbox"/>		

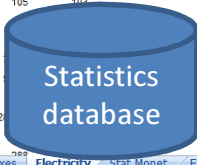


Variables Manager

Electricity Production by type

Country	Gross production, public & self-producer				Total hydro production			
	2000	2006	2007	2008	2006	2006	2007	2007
Algeria	25 412	35 226	37 196	40 236	912	2 665	3 109	3 109
Angola	1 445	2 959	3 318	3 991	2	1	1	1
Benin	64	128	132	136	...	...	...	...
Botswana	1 114	1 042	721	631	...	...	...	...
Burkina Faso	390	548	612	619	98	80	111	136
Burkina Faso	101	95	119	114	99	93	117	112
Burkina Faso	3 480	5 106	5 753	5 551	3 442	3 892	3 847	4 232
Burkina Faso	...	252	...	287	...	...	...	...
Burkina Faso	...	160	162	...	84	110	130	132
Burkina Faso	...	102	105	...	...	...	...	...
Comoros	28	51	...	...	3	5	5	5
Congo	298	453	...	...	97	372	335	375
Congo, Dem. Republic	6 016	7 886	...	...	99	7 862	7 625	7 464
Côte d'Ivoire	4 813	5 535	...	...	84	1 510	1 797	1 898
Djibouti	180	280	...	...	...	...	...	...
Egypt	70 337	118 407	120 000	120 000	...	...	...	...
Equatorial Guinea	50	95	...	...	...	12 925	15 510	14 682
Equatorial Guinea	...	...	...	...	...	7	7	7

Survey Manager



NSOs



Statistics Division



## II. The questionnaire for data collection: common question with AUC, AfBD, UNECA for the Yearbook



### Data section

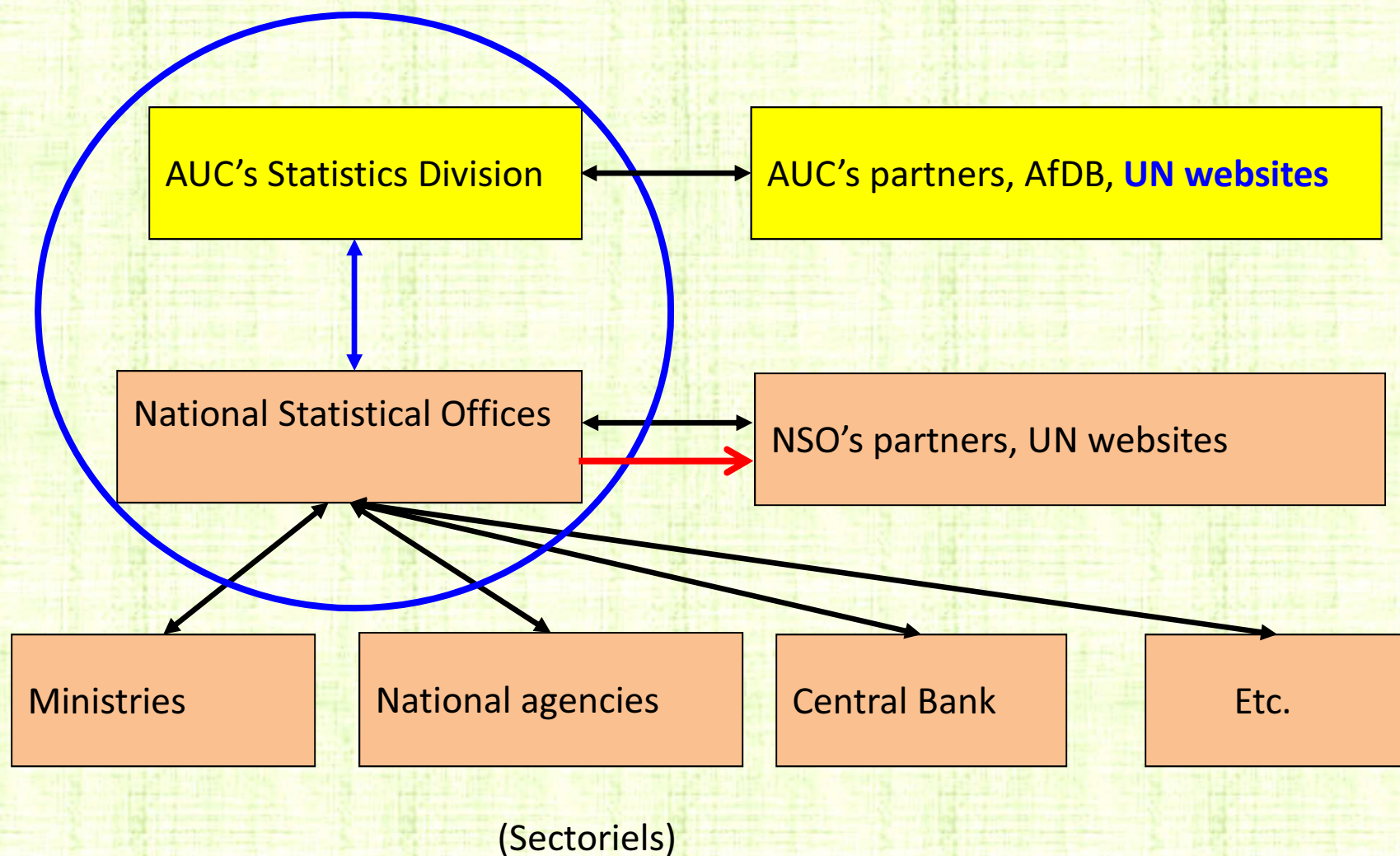
- Social & demographic indicators
- National Accounts
- CPI data
- Production sectors
- Financial & monetary statistics
- **External sector statistics**
- Tourism & infrastructure statistics
- ICT indicators
- Environment Indicators

### Country and NDC

- Country name:
- NDC Name:
- NDC Contacts:

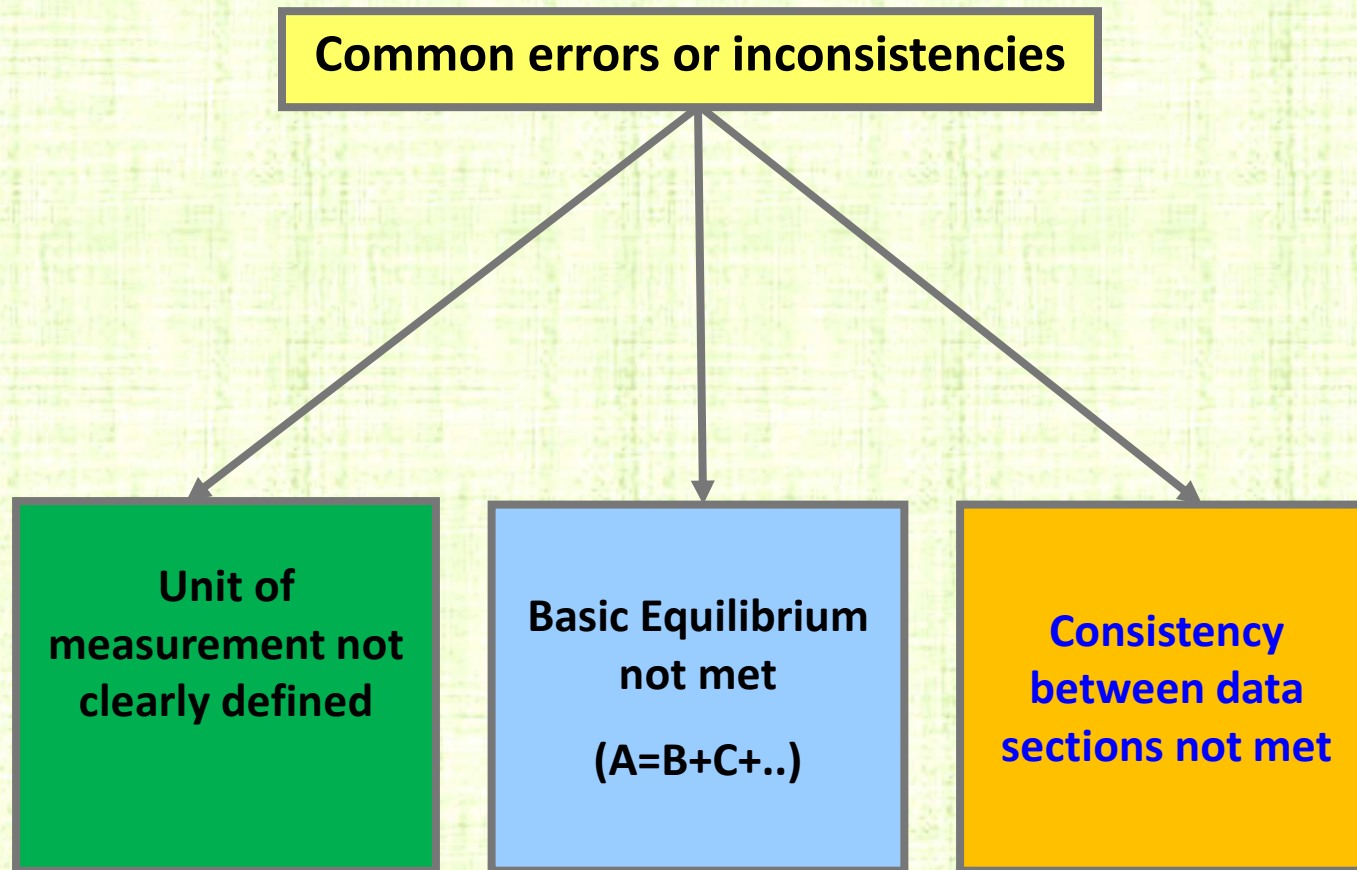


## II. The questionnaire for data collection : data collection process at local level (cont'.)





# III. DATA QUALITY ISSUES



All of these errors should be corrected before sending the data to continental/regional/agencies organisations





# III. DATA QUALITY ISSUES (CONT'.)



**Data  
Not validated**

**NDCs did not want to use the original questionnaire**

**NDCs partially used the questionnaire**

**NDCs sent their data separately**

**NDCs did not know how to use the questionnaire**

**Data  
validated**

**NDCs used the recommended questionnaire**

**Data Validation buttons are systematically used**

**Data well documented in each data section**



## IV. CHALLENGES AREAS



Perverse incentives limiting data development and use; poor coordination and political challenges on :

### External sector statistics

#### **WHY?**

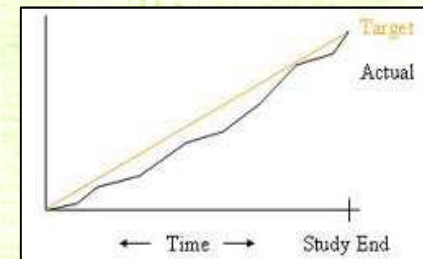
- Delay in responding to the questionnaire;
- “data blanks” on key performance indicators;
- Inadequate data reporting by NDC;
- **A lack of agreed norms and standards for the management;**
- Lack of policy; enforcement of policy;



# CONCLUSION & RECOMMENDATIONS




- Encourage Members States to respond to the questionnaire on time;
- Customize External trade statistics;
- AUC to work closely with RECs;
- AUC to work with partners to reduce data processing time;
- Allowed national and international data comparisons (with RECs and International organizations);





# Some publications of the AUC's Statistics Division





# THANK YOU FOR YOUR KIND ATTENTION!

Email us at: [austatdivision@africa-union.org](mailto:austatdivision@africa-union.org)

Visit us at: [www.austat.org](http://www.austat.org)

